



Spring cleaning

DON'T FORGET HVAC MAINTENANCE



REMOVE COLD WEATHER COVERS

Take off coil blankets or lids from your outdoor unit



CLEAR DEBRIS

Remove leaves and grass from the outdoor unit's coil




DO A VISUAL INSPECTION

Check for any damaged or broken pieces on your outdoor unit



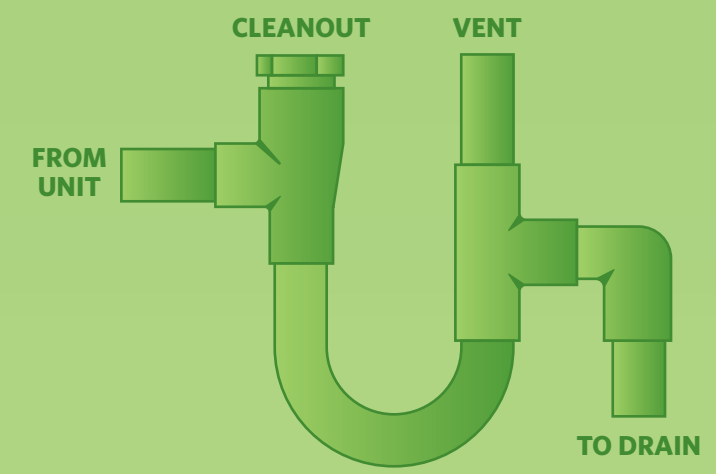
INSPECT PIPE INSULATION

Repair or replace damaged or missing insulation




CHANGE AIR FILTERS

Clean filters can lower energy consumption **5-15%**; it's a quick way to lower your home cooling costs



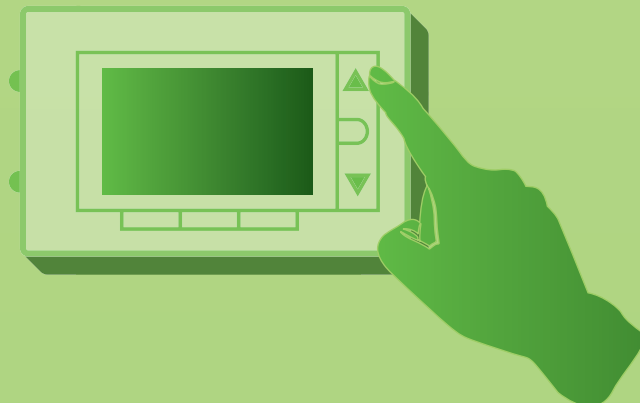
CHECK INDOOR CONDENSATE DRAIN

Clean out if necessary to ensure condensed water drains correctly




CLEAN VENTS AND GRILLES

Make sure supply/return air grilles and vents are open and free of dust



ADJUST OR REPROGRAM YOUR THERMOSTAT

Programmable thermostats can help you save up to **10%** on your energy bills



CHECK AND CLEAN DEHUMIDIFIERS

Optimum humidity level should be **45-55%**



REVERSE CEILING FAN DIRECTION

This allows you to raise your thermostat setting about four degrees without affecting comfort



CONSIDER HAVING YOUR HVAC SYSTEM CHECKED

Repairing small problems and keeping your system operating efficiently can save you money



EMERSON

Learn more at
[AC-HeatingConnect.com/Spring](https://www.ac-heatingconnect.com/spring)

